

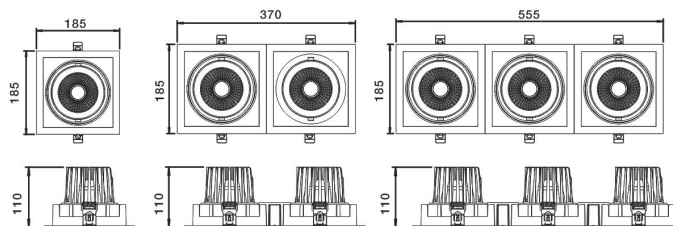

IMS Series

IMS-GL02 1x28W/2x28W/3X28W

Reflector+Lens

Technical Parameters:

Name	Parameters		
Light source:	COB		
Input Voltage:	AC220~240V 50/60Hz		
Current: (Adjustable)	700mA	700mA	700mA
	1x28W	2x28w	3x28w
Rated life:	>50,000 hours		
Operating temperature:	-20℃~40℃		
Storage temperature:	-30℃~60℃		
Certificate:			
Dimmability:	Dimmable Optional		



Ordering Information:

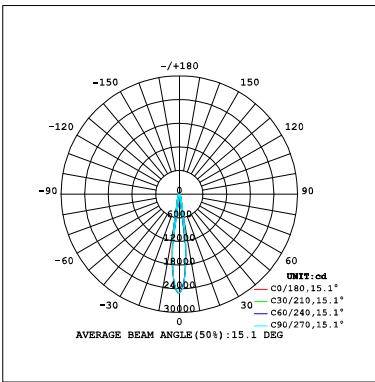
○ Silver gray

Power	CRI	Beam Angle	Luminous	CCT	Housing	Part Number
1x28W	80	▲ 15°	3064 lm	3000K	○	IMS-GL0211-28W-830-S-15
			3254 lm	4000K	○	IMS-GL0211-28W-840-S-15
		▲ 24°	3013 lm	3000K	○	IMS-GL0211-28W-830-S-24
			3123 lm	4000K	○	IMS-GL0211-28W-840-S-24
		▲ 40°	3046 lm	3000K	○	IMS-GL0211-28W-830-S-40
			3193 lm	4000K	○	IMS-GL0211-28W-840-S-40
	>90	▲ 15°	2766 lm	3000K	○	IMS-GL0211-28W-930-S-15
			2726 lm	3000K	○	IMS-GL0211-28W-930-S-24
		▲ 24°	2763 lm	3000K	○	IMS-GL0211-28W-930-S-40
			2763 lm	3000K	○	IMS-GL0211-28W-930-S-40
		▲ 40°	4900 lm	3000K	○	IMS-GL0221-28W-830-S-15
			5205 lm	4000K	○	IMS-GL0221-28W-840-S-15
2x28W	>80	▲ 15°	4900 lm	3000K	○	IMS-GL0221-28W-830-S-15
			5205 lm	4000K	○	IMS-GL0221-28W-840-S-15
		▲ 24°	4820 lm	3000K	○	IMS-GL0221-28W-830-S-24
			5140 lm	4000K	○	IMS-GL0221-28W-840-S-24
		▲ 40°	4875 lm	3000K	○	IMS-GL0221-28W-830-S-40
			5110 lm	4000K	○	IMS-GL0221-28W-840-S-40
	>90	▲ 15°	4425 lm	3000K	○	IMS-GL0221-28W-930-S-15
			4360 lm	3000K	○	IMS-GL0221-28W-930-S-24
		▲ 24°	4420 lm	3000K	○	IMS-GL0221-28W-930-S-40
			4420 lm	3000K	○	IMS-GL0221-28W-930-S-40

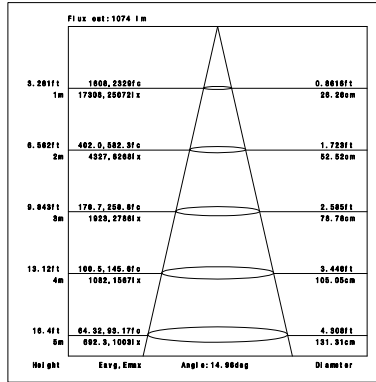


Technical Data test pattern

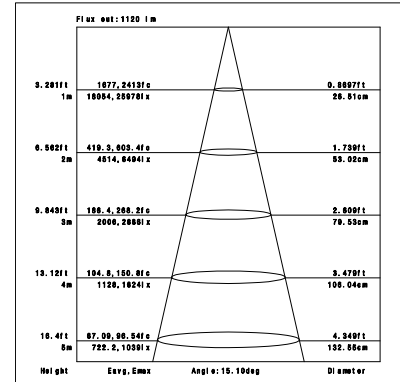
28W CRI80 15°



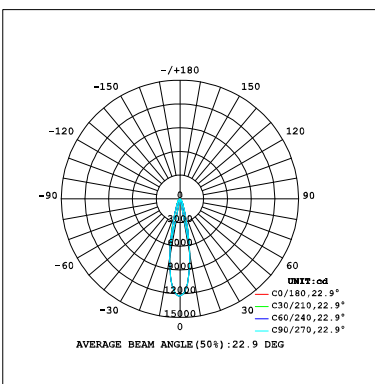
3000K



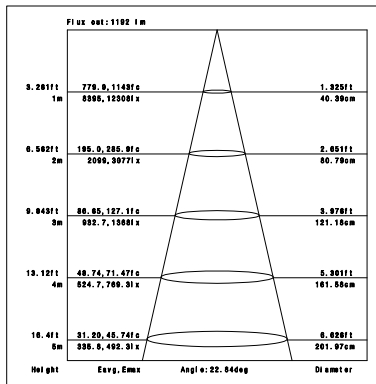
4000K



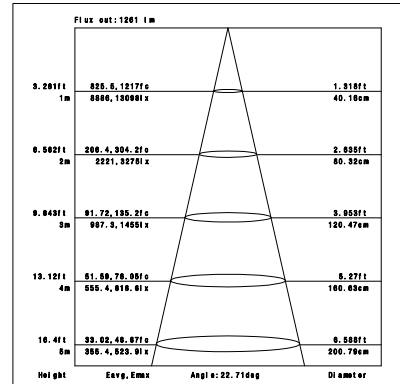
28W CRI80 24°



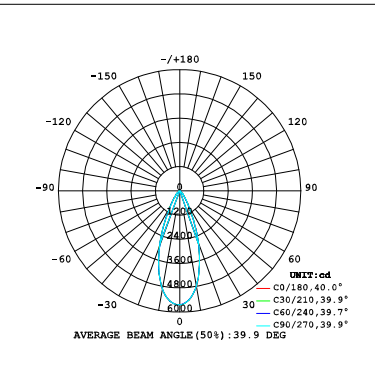
3000K



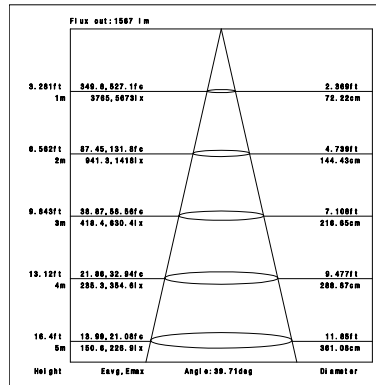
4000K



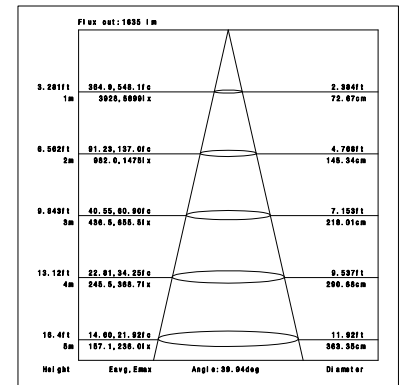
28W CRI80 40°



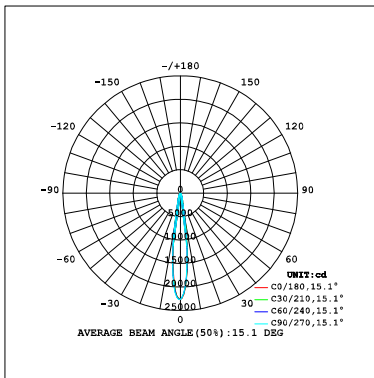
3000K



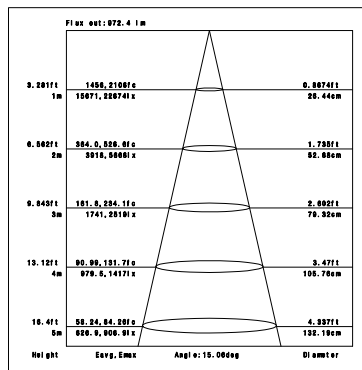
4000K



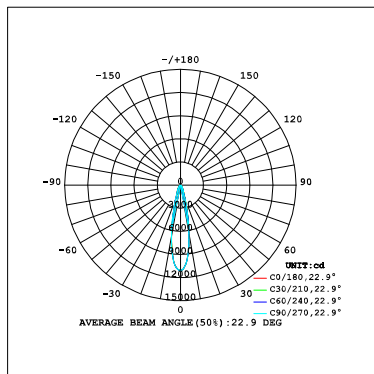
28W CRI90 15°



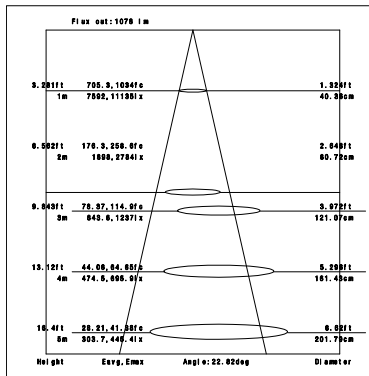
3000K



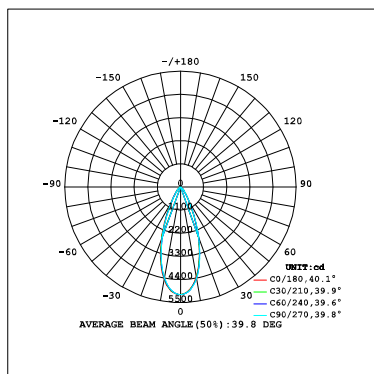
28W CRI90 24°



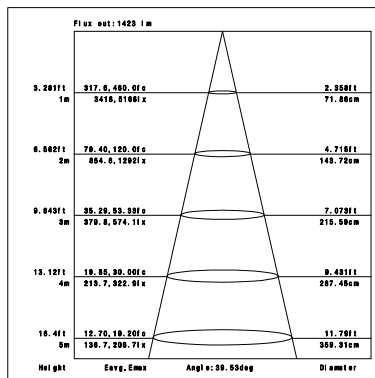
3000K



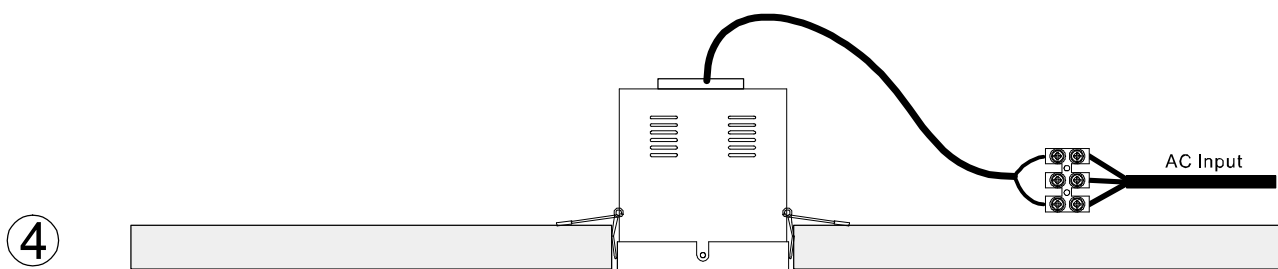
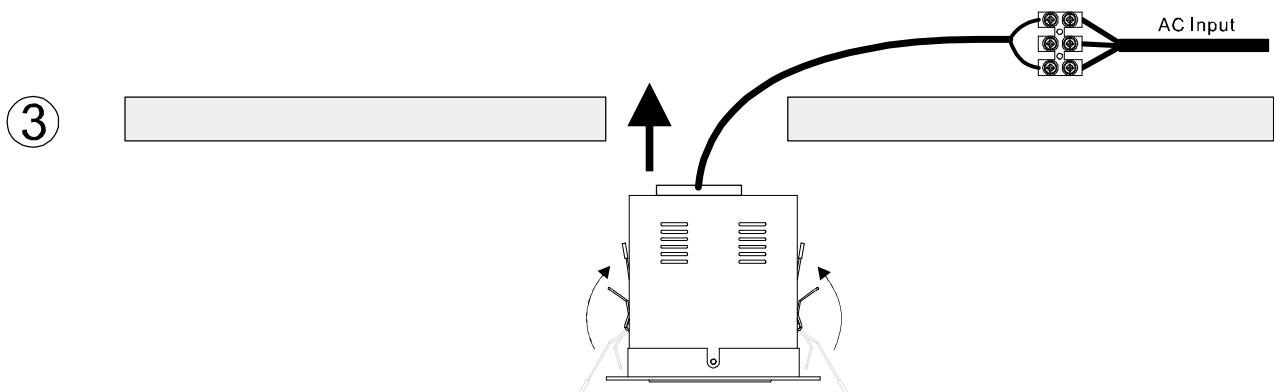
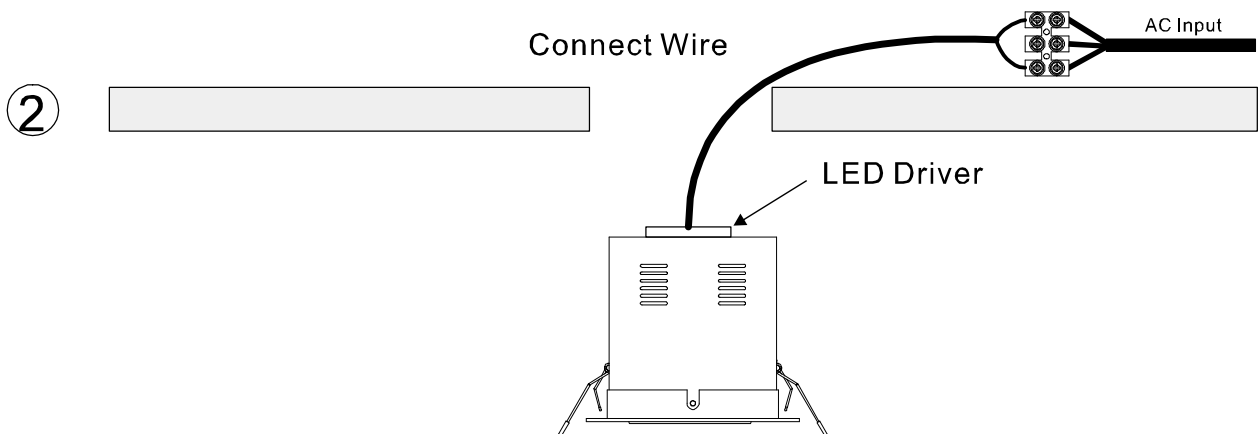
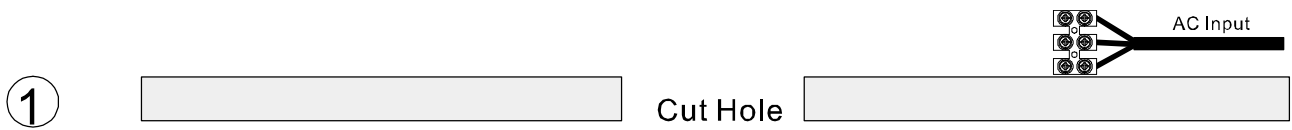
28W CRI90 40°



3000K

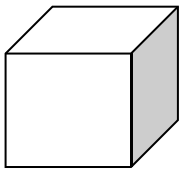


Installation instruction

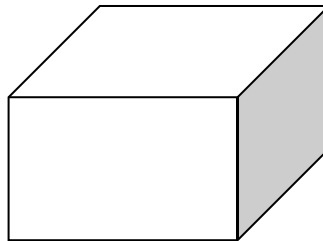


Packaging:

IMS-GL0211(Without driver)

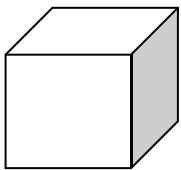


Box
L210*W210*H165mm
1pc/box
GW: 1.4kg/box

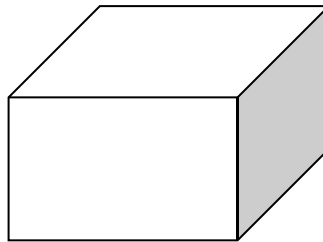


Outer carton
L440*W440*H350mm
8pcs/CTN
GW: 12.2kg/carton

IMS-GL0221(Without driver)

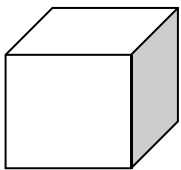


Box
L375*W210*H165mm
1pc/box
GW: 2.8kg/box

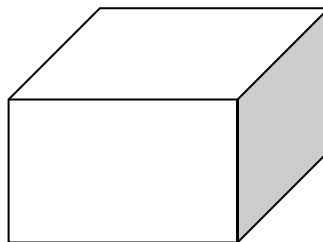


Outer carton
L440*W390*H350mm
4pcs/CTN
GW: 12.2kg/carton

IMS-GL0231(Without driver)



Box
L405*W170*H160mm
1pc/box
GW: 4.3kg/box



Outer carton
L530*W415*H350mm
6pcs/CTN
GW: 26.8kg/carton

Product naming system

DL (X) XX X (H) – XW – X XX – X- XX

